

Storage Ideas

YOUR GUIDE TO A BETTER GARAGE



5

SOLUTIONS

for storage problems
found in most
garages



Time to get organized!

You finally decided to get your garage organized and you're ready to start looking for storage solutions so everything stays that way. But there's still one little problem: where to begin. Making the right decisions at this point will be a major factor in whether your garage remains organized or not. Installing storage organization solutions that don't quite match your particular storage needs could completely derail your entire project.

It's not for lack of effort that this stage of the organization process trips up so many homeowners. Some folks settle for whatever quick-and-dirty options are handy, and come up short. Some think they have to settle for the solutions available to them at a local big-box-store and leave wanting more choices. Others, who've done their homework, are unable to make any sort of decision because they are overwhelmed by all the options available. Whatever choices you make, be sure they will work for you now and into the future. Less than adequate solutions will eventually leave you right back where you started.

One of the keys to getting your garage in shape and regaining your space, is getting as much as possible off the floor and into designated locations. Using your walls for storage could double or triple your available storage area. When each item has its own assigned place, you can find it easily and put it back where it belongs for next time. You'll be organized, and stay organized!

To help you better understand your options, we've put together this **Garage Solutions Ideas** guide. In it you will find a variety of storage solutions that solve many of the common storage problems that arise in most garages. Our hope is that you will gain a better understanding of your options, and then make the right decision for you. And don't forget, if you're feeling completely overwhelmed, you can always hire a professional.

Of course, the final factor is you. What ever solutions you choose, make sure you use them. Your discipline is the key.

Let's get started!



THE PROBLEM

Small parts and hardware



Small stuff... bolts, screws, other parts... almost every garage will have them, but few will have a really good way to organize them. Stuff often ends up in unorganized heaps, piled and scattered around the garage, causing frustration the next time you try to find the nut or bolt or other small part you want. And where do you put items when you are done using them? Probably in another pile.

THE SOLUTION

Bins and divided drawers are by far the most efficient way to store small parts. Bins make it easy to keep like items together, allowing you to find things quickly and, just as important, making it easy for you to put things back where they belong.



This slide out parts bin cabinet can be built right into your storage system. It is double sided and utilizes removable bins, making it easy and convenient to take the parts you need to the project. And once you close the door, everything is out of sight.



Small drawer units are readily available and are a good option for small items. These units often have multiple sized bins to accommodate various shaped items.



This is a commonly used bolts and small parts bin, but keep in mind that the bins are not removable, or resizable.



Bins and dividers can even be used in a drawer to separate hardware. These can often be reconfigured to accommodate various shaped items.



THE PROBLEM

Bicycles

Bicycles can take up a rather large chunk of floor space in a garage, even for an average family of four. Larger families will take even more space, and soon your expensive cars are braving the outside elements. Clearing up that space by getting your bikes off the floor will make it possible to get your cars back in the garage where they belong.

THE SOLUTION

There are a variety of storage options available for getting bikes off the floor, ranging from simple hooks to more elaborate systems. Some of the more common solutions are shown.



Slat wall manufacturers offer specialty accessories for hanging bikes on the wall. The racks often include a basket for storing other bike gear as well.



Ceiling mounted systems use pulleys and cords for easily raising and lowering the bikes.



Here's an expandable solution for hanging bikes from the ceiling. This system uses moveable rails with adjustable hooks to accommodate different size bikes.



For the space challenged garage, a simple horizontal approach may work best. Hooks for hanging bikes in this manner are inexpensive, but are not easily moved.



THE PROBLEM

Small tools

SOLUTION
3

Ever have a tool you can't find because it wasn't put away? Leaving things out until your next project puts a huge damper on your organization efforts, not to mention the time you waste searching for a particular tool the next time you need it. Fortunately, there are almost unlimited options available to store and organize your tools.

THE SOLUTION

For tool storage you need something that you're actually going to use. Whether you have just a few tools or you're a major collector, there are some very good options available.




This rolling garage workbench allows you to store your tools and take them with to your projects and is available in a variety of sizes and configurations to fit your needs. And an added bonus is the nice work area on top of it.

Garage Storage Ideas



Drawer units like this offer a storage solution for tools and are built right into a complete storage system.



Slat wall offers a variety of simple yet functional accessories for hanging tools. Besides standard hooks and baskets, magnetic tool strips and tool grips are available. This type of storage is great for those tools that you use often.



Probably the most common form of tool storage are metal tool chests. They offer a lot of room for storing a variety of small tools.



THE PROBLEM

Sports gear, kids toys

SOLUTION
4

Sports balls, golf clubs, tennis rackets, and other sports equipment can easily throw a garage into chaos. Whether it's the big kid in the house (spouse) or the smaller ones, sports gear often manages to find the nearest empty spot on the floor. Throw in the riding toys or push toys and your garage quickly becomes a large toy box.


THE SOLUTION

In order to work well, a storage solution for sports gear and toys needs to be easy enough for anyone to use and still be functional. Fortunately, there are numerous options available that work well for just about every member of the family.



Slat wall offers a variety of accessories for storing sports equipment and toys. Aside from the standard hooks, shelves and baskets, specialty accessories are available for most popular sports.

Garage Storage Ideas



Stand alone storage solutions are also available for sports equipment. This may not be the best option, however, if your goal is to free up floor space.



Rail systems offer another option for storing sports gear functionally and aesthetically.



For sports gear (water skis, golf clubs, snowboards, etc.), overhead storage racks are a great option, particularly for out-of-season gear.



THE PROBLEM

Yard and garden tools

SOLUTION
5

Racks, shovels, hoses and other yard items tend to occupy the walls and corners of our garage space using the “stack and lean” approach. And for some reason, the tool you want is always in the back.


THE SOLUTION

Hang your tools, cords and hoses on the wall. With a wide variety of options available to fit any budget, you can easily free up floor space, have your tools within easy reach, and still be organized.



Slat wall allows you get garden tools off the floor and hanging on the wall, in sight and within easy reach.

Garage Storage Ideas



Freestanding tool racks work well for a few tools, but don't free up much floor space.



A variety of rail systems are available which allow you to hang tools on the wall. Baskets and shelves can often be attached for small items.



Finally, there are a large number of small wall organizers and plain old hooks and hangers that can be fastened directly to the wall. These options are cheap, but not very flexible.