


Storage Ideas

YOUR GUIDE TO A BETTER GARAGE




5 **MORE**



SOLUTIONS

For Storage
Problems Found
In Most Garages



Time to get organized!

Garage clutter has been a nagging problem for homeowners since garages were invented. Too much stuff, too little space, and inefficient storage solutions are all contributing factors to the mess in any garage. Fortunately, it does not have to stay this way!

Hopefully you have taken a good look at the solutions offered in our first “5 Solutions for Storage Problems” ideas guide. It offers some great suggestions and solutions for some of the problem areas found in most garages, but is just the tip of the iceberg.

In this “5 More Solution” guide we address other problem areas of your garage... kids, places for large or out-of-season items, setting up a work space, or just making room to park your car(s). You can create an area that is functional, and looks good, by using some of the solutions found in this guide.

It is our sincere hope that among the 10 solutions we have compiled, you will find exactly what you need to get your garage organized for good!

Let's get started!



THE PROBLEM

Organizing kids, family

SOLUTION
6

Kids of all sizes (and ages) have an interesting method for putting stuff away... throw them in the corner, or leave them where they take them off. Pretty soon you'll hear, "Mom, have you seen my baseball glove?", or "Where is my backpack?", or (from the bigger "kids"), "Have you seen my golf shoes?"

THE SOLUTION

The key to organizing family members is to have a dedicated space for each individual. They're more likely to use a space that's designated as theirs. Here are a few ideas to help your family get organized.



Lockers are a perfect solution with places to hang coats and sports equipment, bins to store shoes or smaller items, and even a convenient seat. Get several lockers, and each family member can have their own space.

Garage Storage Ideas



Storage lockers are a simple solution that can work well, particularly for kids.



Simple wall organizers are good for younger kids and are probably like ones they use at school.



Even a simple solution with a wire rack, or some wall mounted hooks, shelves and bins can do the job. Not perfect, but better than your garage floor.



THE PROBLEM

Oversized items



What do you do with those large boxes and bins that don't fit on shelves and end up stacked on the garage floor? And don't forget those out-of-season items like golf clubs or skis that end up piled in the corner.

THE SOLUTION

Get them off the floor, of course. Hanging them on the wall or overhead is a great way to utilize unused space, and free up your garage floor.



Ceiling storage racks are an economical way to add additional storage overhead. Great for items that you don't access often.

Garage Storage Ideas



Need your items to be more easily accessible? A variety of manual and motorized pulley systems are available to lift your items off the floor.



Wall mounted storage lofts are available for situations where ceiling mounted systems aren't possible.



Simple overhead storage hangers can accommodate a variety of items.



THE PROBLEM

Everything else

SOLUTION
8

Lets face it... your garage is still one of the major storage areas in your home. Even after we've organized everything, hung it on the wall or the ceiling, there are still a myriad of things we keep in our garages... small boxes, paint, car care stuff, small power tools, etc. And don't forget the items that defy conventional storage or that must be stored on the floor... large power tools, outdoor power equipment, trash cans, recycling bins and more. Perhaps you just want them out of sight, but still within reach.

THE SOLUTION

Hide them in cabinets, behind doors, or use specialized storage solutions. At the end of the day you'll have a clean, organized clutter-free space.



Virtually every garage will have some big and bulky items. The garage closet is perfect for storing these items. With bi-fold doors for easy access, it can hold items up to 64" wide. Add a slat wall system and you can store items on the wall. Close the doors...no clutter!

Garage Storage Ideas



Garage storage cabinets are perfect for small- to medium-sized items that you want to keep within easy reach. Close the doors, and clutter is gone.



Open shelving works well for items you need visible and in easy reach.



If you have two sets of tires for your vehicle these tire racks are perfect for keeping one set stored on the wall when not in use.



THE PROBLEM

Work spaces

We may not think of our work space as storage, but it certainly is an area that attracts clutter. Tools and small items are the main culprits, and keeping them accessible and organized will go a long way in keeping your entire garage organized. Whether you use your space for general home maintenance, car care, gardening or a hobby area, this is a high use area that needs organizing.

THE SOLUTION

Many of the issues found in work areas have been addressed in other pages of this Guide. Work spaces incorporate a number of those ideas into a more complete answer for this busy area.



A work area built into a total storage cabinet solution is a great way to store and organize your space. Tools can be stored in drawers or hung from slatwall above the work surface; parts bins can be added for nuts, bolts, etc.; and storage cabinets can handle the rest.




When you can't bring your work to the workbench, bring your workbench to the work. Moveable workbenches not only have a surface to work on, but have drawers and storage areas to bring your tools with you.



Stand alone workbenches can often be configured to handle everything you need for your work area. Add some slat wall above and you have a complete solution.



Simple workbenches may provide a good work surface but may not provide adequate storage.



THE PROBLEM

Garage Flooring

SOLUTION
10

You've managed to remove the clutter from your garage floor, but what do you do about your newly regained floor? If you're like many of us, your floor may be dirty, oil-stained or cracked. Cleaning may help, but it still looks like a plain cement floor. Your garage just won't look finished until you do something about the floor.


THE SOLUTION

Fortunately, there are a number of good solutions available to get your floor looking like new. Your only limit is your budget and your sense of style.



Professionally applied epoxy or other polyurea finishes can make your floor look better than new. Proper preparation is key to professional applications... cracks are repaired and the surface is ground smooth prior to applying the coating. Color choices are almost limitless to match any decor.

Garage Storage Ideas



Snap together garage floor tiles are another great way to get your floor looking great again. Available in a huge variety of materials, colors and designs, tiles can be mixed and matched to create patterns or designs.



One of the quickest ways to cover that old floor is with garage floor mats. Available in a variety of sizes, colors and patterns, you can quickly cover all or just part of your floor. Garage mats are easy to install and a great do-it-yourself project.



Do-it-yourself paint or epoxy solutions can give good results if your floor is in good shape. A little elbow grease can save money, however the finish is not as durable or stain resistant as professionally applied finishes, and may require reapplication in a few years.

For more information about
storage solutions for your garage, visit:

www.garagecabinets.com